Planersocietät
Mobilität. Stadt. Dialog.

Gefördert durch:
Bundesministerium für Digitales und Verkehr
aufgrund eines Beschlusses des Deutschen Bundestages

Limburg
Gemeinsam mehr bewegen

Parkraummanagementkonzept

Limburg an der Lahn

Lage und Kapazität der Parkierungsanlagen

fast 3.500 öffentlich zugängliche Parkplätze in Parkierungsanlagen
(Parkhäuser, Tiefgaragen, Parkpätze)

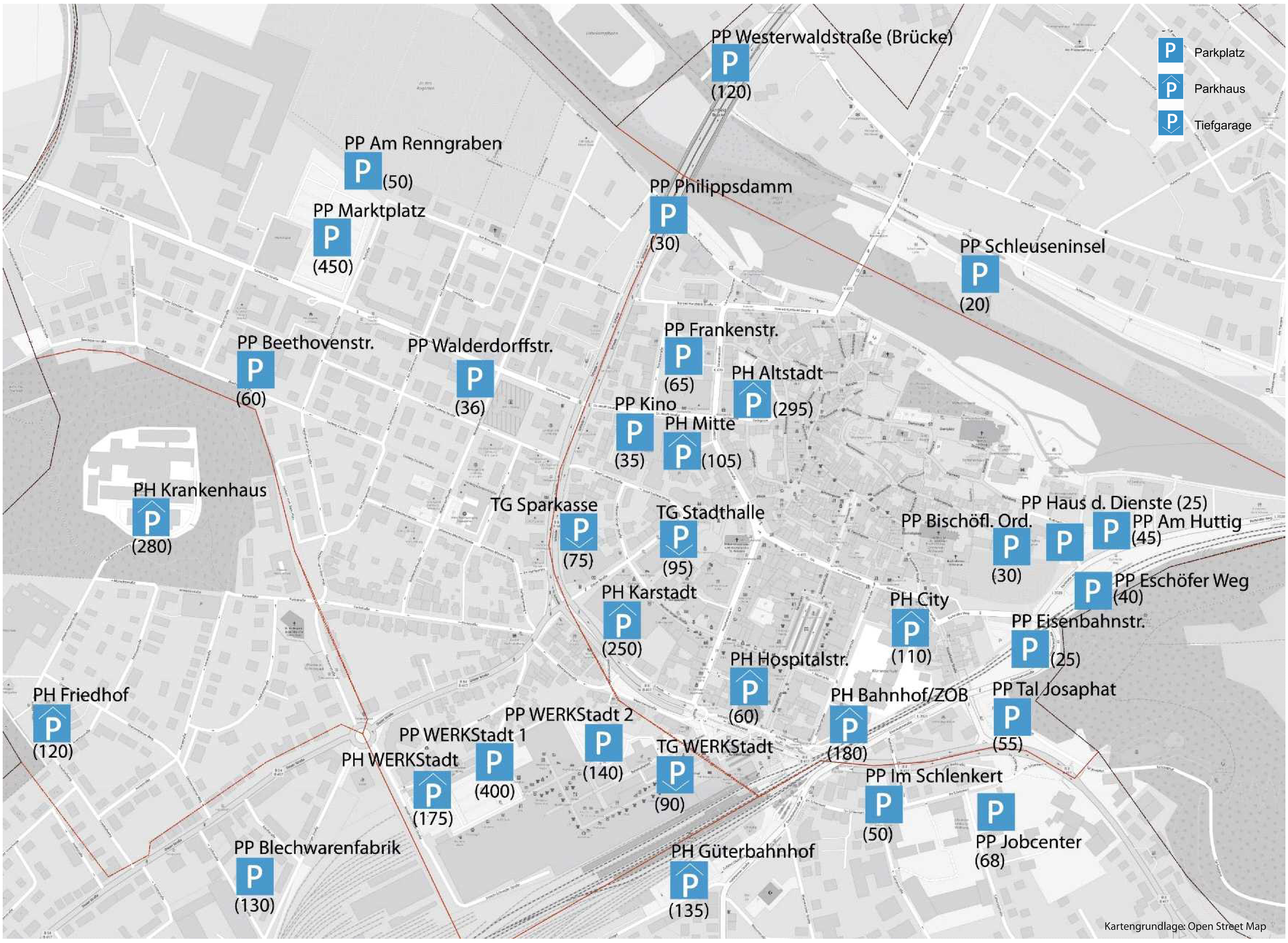

Planersocietät
Mobilität. Stadt. Dialog.

Gefördert durch: Bundesministerium für Digitales und Verkehr aufgrund eines Beschlusses des Deutschen Bundestages

Limburg
Gemeinsam mehr bewegen

Parkraummanagementkonzept

Limburg an der Lahn

Auslastung der Parkierungsanlagen

Werktags: **stets freie Kapazitäten** in den **Parkbauten und -plätzen** der Innenstadt*: insgesamt max. 57% belegt

Samstags: **stets freie Kapazitäten**, aber **stärkere Auslastung** (max. 64%); **wenige Anlagen** sind **zeitweise voll** ausgelastet (z. B. PH Mitte).

*: innerhalb des Schiederings, inkl. WERKStadt und Tal Josaphat

Parkleitsystem Donnerstag

belegte Plätze Do. 28.10.2021 (in %)

Parkanlage	Kapazität	00:00	01:00	02:00	03:00	04:00	05:00	06:00	07:00	08:00	09:00	10:00	11:00	12:00	13:00	14:00	15:00	16:00	17:00	18:00	19:00	20:00	21:00	22:00	23:00
Altstadt	295	40%	40%	40%	40%	40%	40%	40%	40%	42%	47%	54%	61%	65%	68%	61%	59%	58%	60%	53%	49%	51%	49%	46%	41%
Bahnhof	180	16%	16%	16%	16%	16%	16%	16%	19%	29%	41%	53%	59%	51%	56%	58%	53%	51%	44%	35%	23%	21%	20%	19%	18%
City	120	13%	13%	13%	13%	13%	13%	13%	13%	20%	43%	66%	79%	83%	78%	61%	61%	45%	35%	28%	18%	13%	14%	15%	13%
Karstadt	250								2%	3%	5%	13%	17%	14%	12%	13%	15%	14%	12%	9%	4%				
PH-Mitte	105	19%	17%	17%	18%	18%	18%	18%	21%	34%	60%	72%	88%	90%	89%	91%	82%	95%	92%	69%	55%	64%	57%	44%	28%
Sparkasse	75	3%	3%	3%	3%	3%	3%	3%	4%	15%	43%	48%	60%	56%	52%	61%	53%	37%	21%	15%	7%	8%	8%	5%	4%
Stadthalle	95	0%	0%	0%	0%	0%	0%	0%	3%	14%	33%	44%	71%	48%	45%	44%	52%	54%	53%	47%	25%	34%	28%	18%	0%
WERKStadt	405	17%	17%	17%	17%	17%	17%	0%	0%	5%	21%	38%	60%	52%	47%	51%	54%	54%	50%	50%	29%	19%	15%	14%	13%
	1525	**17%**	**16%**	**16%**	**17%**	**17%**	**17%**	**12%**	**13%**	**19%**	**32%**	**44%**	**57%**	**53%**	**52%**	**51%**	**51%**	**49%**	**46%**	**40%**	**28%**	**25%**	**23%**	**20%**	**17%**

Parkleitsystem Samstag

belegte Plätze Sa. 30.10.2021 (in %)

Parkanlage	Kapazität	00:00	01:00	02:00	03:00	04:00	05:00	06:00	07:00	08:00	09:00	10:00	11:00	12:00	13:00	14:00	15:00	16:00	17:00	18:00	19:00	20:00	21:00	22:00	23:00
Altstadt	295	37%	37%	37%	37%	37%	37%	38%	37%	38%	42%	50%	59%	67%	73%	65%	73%	71%	59%	54%	56%	57%	51%	48%	40%
Bahnhof	180	17%	17%	17%	17%	17%	17%	17%	17%	25%	37%	58%	62%	55%	54%	45%	47%	46%	37%	31%	24%	19%	17%	17%	17%
City	120	8%	8%	8%	8%	8%	8%	8%	11%	13%	28%	44%	54%	58%	62%	58%	59%	54%	38%	37%	20%	16%	17%	18%	18%
Karstadt	250								0%	2%	5%	9%	14%	17%	20%	15%	17%	16%	11%	6%	2%				
PH-Mitte	105	15%	14%	12%	12%	12%	12%	13%	16%	30%	58%	79%	91%	99%	99%	94%	98%	80%	63%	65%	73%	73%	68%	55%	26%
Sparkasse	75	23%	23%	23%	23%	23%	23%	23%	25%	35%	44%	53%	56%	55%	52%	48%	52%	43%	37%	31%	27%	27%	25%	25%	25%
Stadthalle	95	0%	0%	0%	0%	0%	0%	1%	4%	8%	24%	28%	52%	58%	52%	46%	49%	49%	39%	23%	29%	24%	22%	8%	0%
WERKStadt	405	16%	17%	17%	17%	17%	17%	0%	1%	5%	20%	42%	71%	81%	69%	66%	73%	74%	57%	45%	26%	20%	16%	15%	15%
	1525	**16%**	**16%**	**16%**	**16%**	**16%**	**16%**	**12%**	**13%**	**17%**	**29%**	**42%**	**57%**	**61%**	**59%**	**54%**	**59%**	**56%**	**44%**	**37%**	**31%**	**28%**	**25%**	**22%**	**18%**

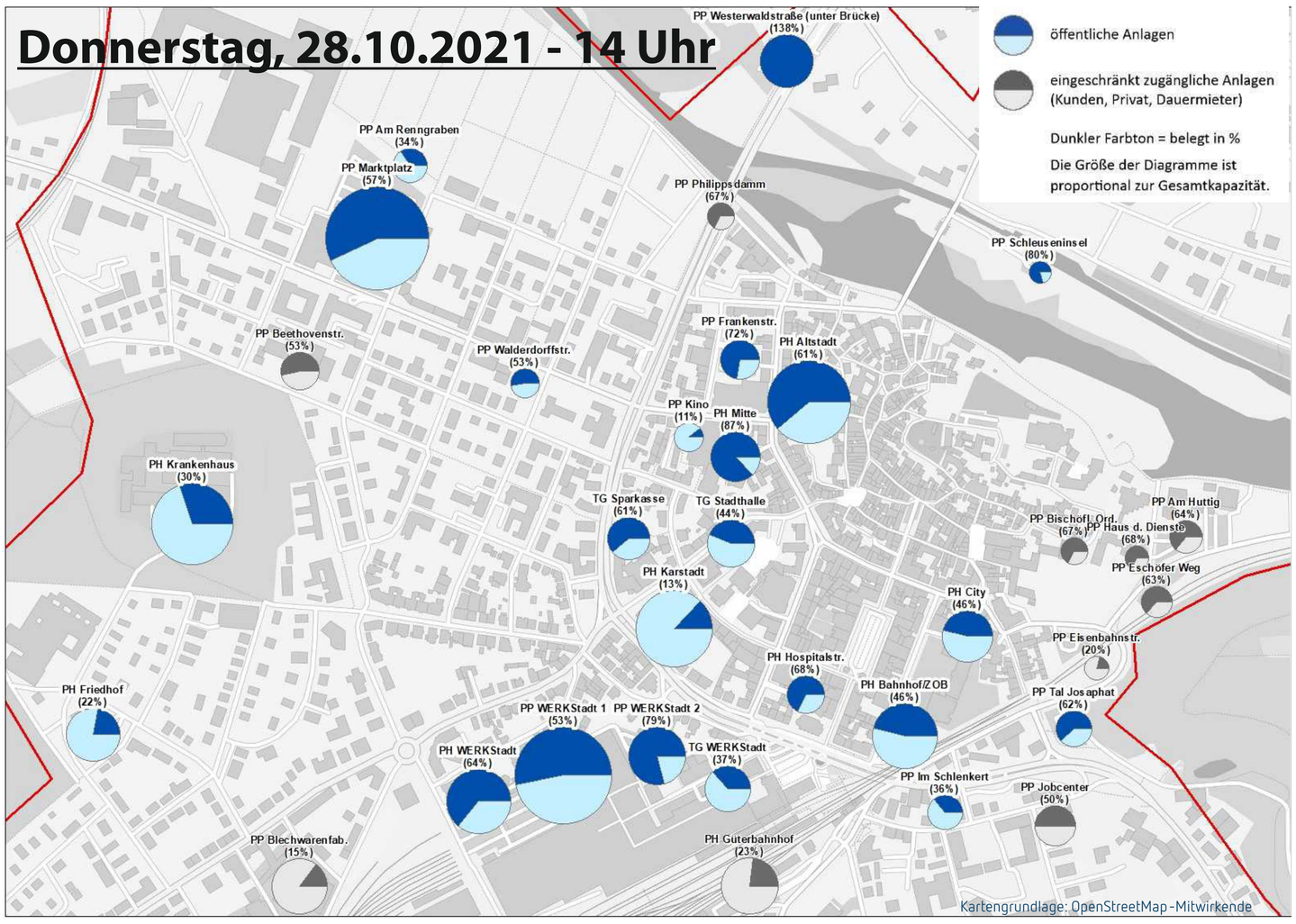

Donnerstag, 10 Uhr

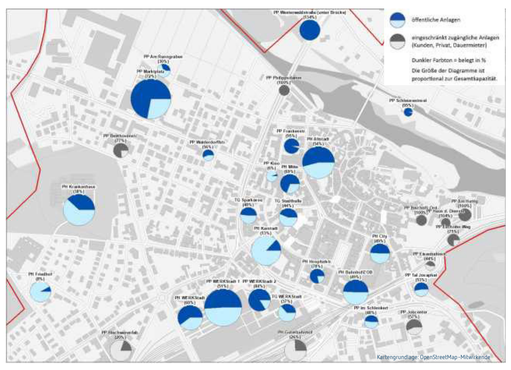

Donnerstag, 12 Uhr

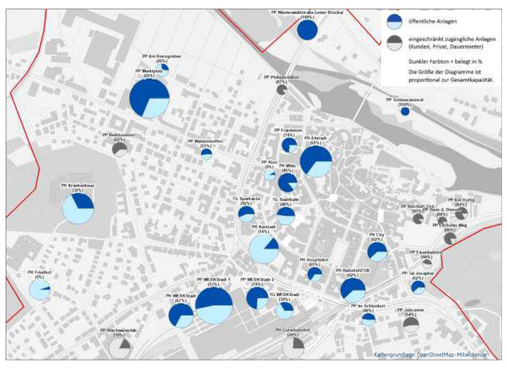

Donnerstag, 18 Uhr

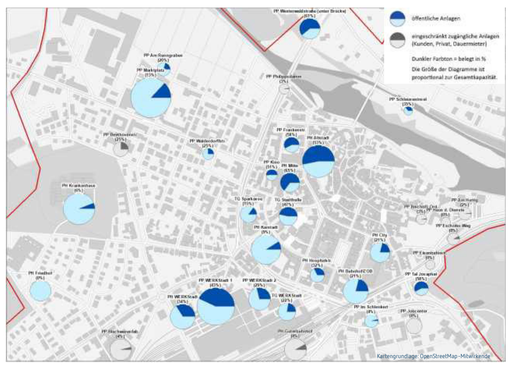

Donnerstag, 20 Uhr

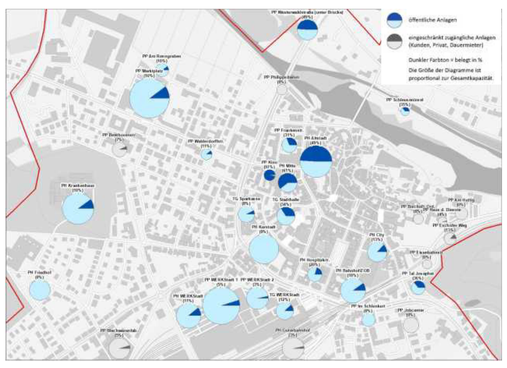

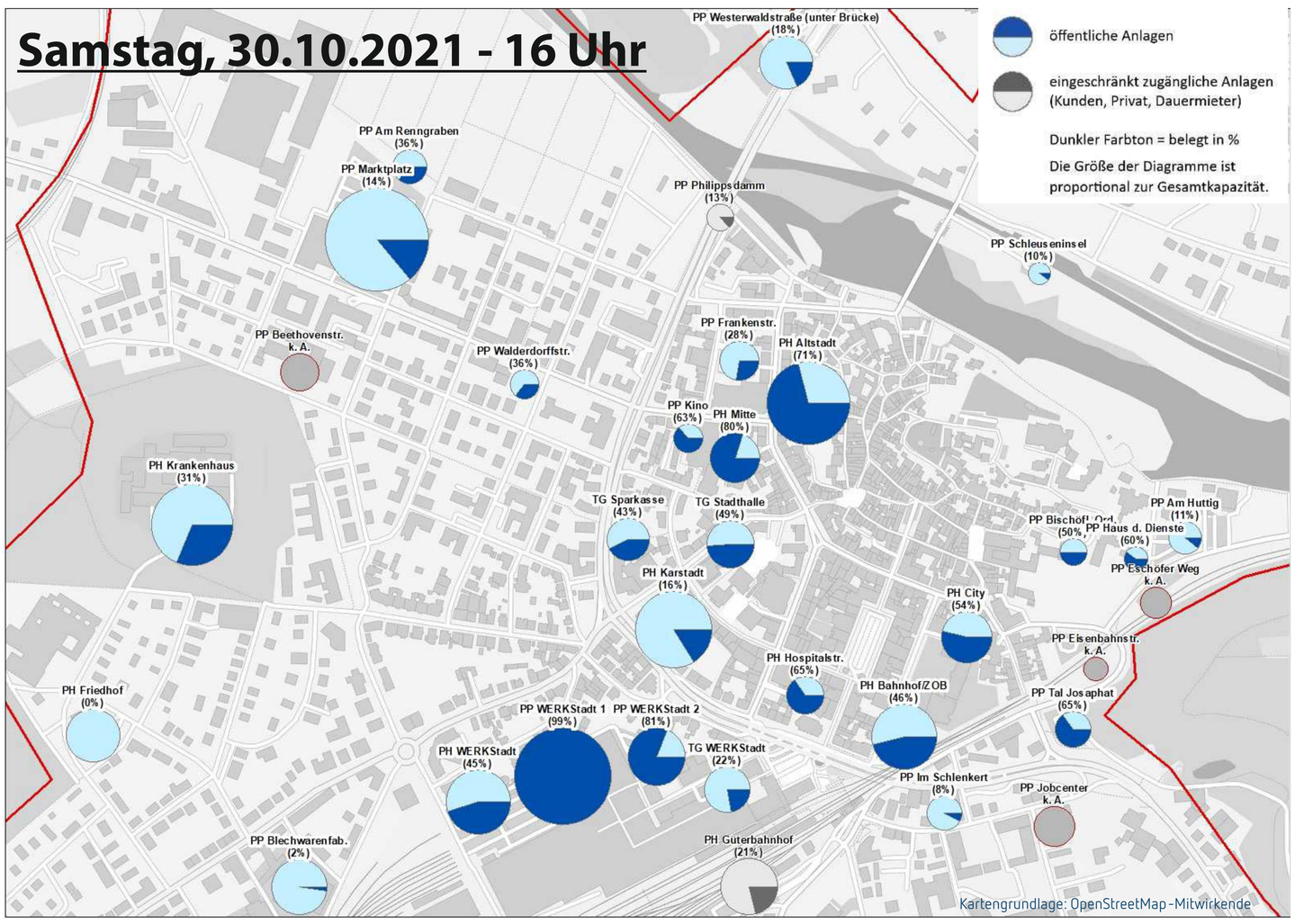

Samstag, 10 Uhr

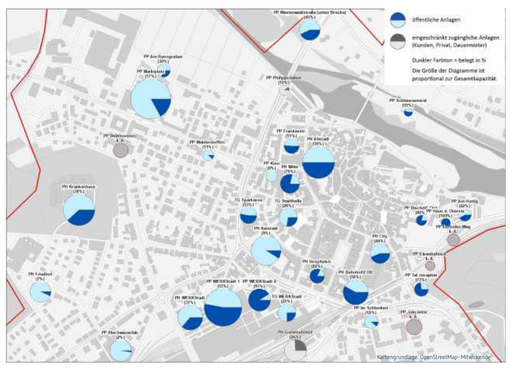

Samstag, 12 Uhr

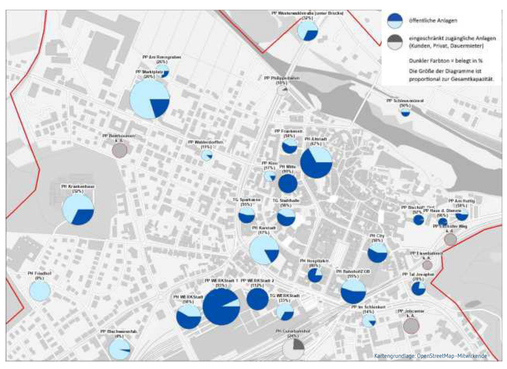

Samstag, 18 Uhr

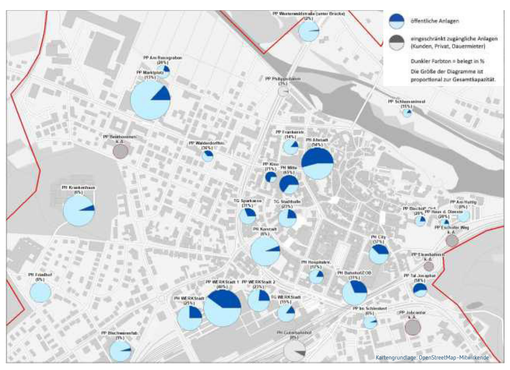
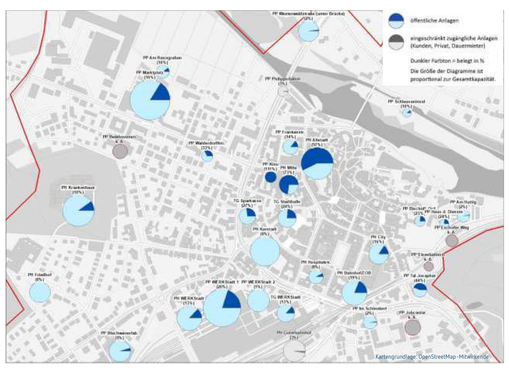
Samstag, 20 Uhr